



AUTO TRANSFORMER STARTER

1. Standard :

The auto transformer starter is designed , manufactured and tested in accordance with IEC 292 and IEC 76 standard.

2. Technical particulars :

The auto transformer starter will be silicon steel core , dry-type , natural self cooled and suitable for indoor installation.

The auto transformer starter are available for 50/60 Hz three phase 380 to 420 V with tapings at 50% , 65% and 80% . All units are fully tropicalized and can be supplied in ventilated steel enclosures or as non-standard units with alternative rating , tapping and operating voltages as required.

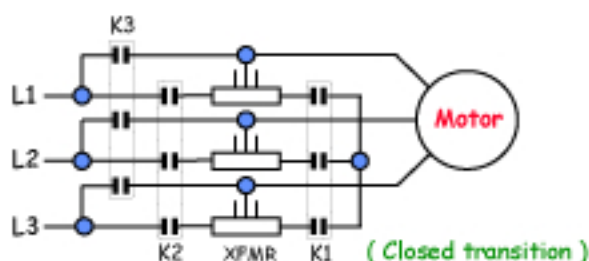
3. Starting characteristics :

- Starting torque does not much decrease if starting current in reduced.
- Starting current adjustable by auto transformer taps.
- Torque increase small but larger than with wye-delta starting.
- Maximum torque small.
- Smooth acceleration.
- Starting time Max. 25 second.

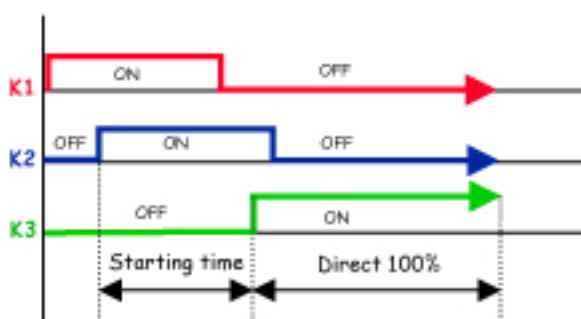
4. Typical applications :

- Suitable for use where reduction of starting current is of prime consideration.
- Pumps , blowers , etc.

5. Typical connection :

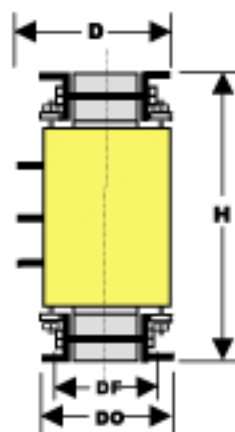
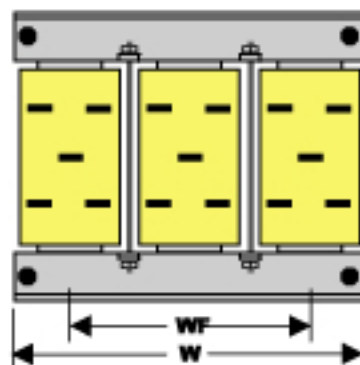


6. Timing diagram (for control circuit) :



Model	Ratings		Dimensions						Weight (kg)
	kW	HP	W	D	H	WF	DF	DO	
ATS-2.2	2.2	3.0	191	127	244	127	57	77	8.6
ATS-3.7	3.7	5.0	229	128	276	152	58	78	12.0
ATS-5.5	5.5	7.5	229	134	276	152	64	84	13.6
ATS-7.5	7.5	10	229	153	276	152	83	103	18.2
ATS-11	11	15	267	145	307	178	75	95	22.1
ATS-15	15	20	267	161	307	178	91	111	26.7
ATS-22	22	30	305	164	339	203	94	114	34.4
ATS-30	30	40	305	168	339	203	118	136	48.2
ATS-37	37	50	381	177	371	254	107	127	55.4
ATS-45	45	60	381	176	371	254	126	146	66.4
ATS-51	51	70	381	184	371	254	134	154	72.3
ATS-59	59	80	457	167	428	305	117	137	87.7
ATS-75	75	100	457	200	428	305	130	150	102.9
ATS-90	90	125	457	211	428	305	141	161	113.5
ATS-110	110	150	457	231	428	305	161	181	131.0
ATS-129	129	175	420	219	485	260	149	169	148.0
ATS-147	147	200	420	234	485	260	164	184	161.7
ATS-184	184	250	500	204	585	300	134	154	190.7
ATS-220	220	300	530	221	585	330	151	171	219.8
ATS-257	257	350	550	247	585	350	177	197	268.0
ATS-295	295	400	550	257	585	350	187	207	285.0
ATS-315	315	430	590	242	635	370	172	192	303.0
ATS-355	355	483	610	253	635	390	183	203	325.0
ATS-400	400	545	590	267	635	370	197	217	350.0
ATS-450	450	612	620	249	805	380	179	199	398.4

Drawing



All dimensions are in mm