



REACTOR STARTER

1. Standard :

The reactor starter is designed, manufactured and tested in accordance with IEC 289 and IEC 76 standard.

2. Technical particulars :

The reactor starter will be silicon steel core, dry-type, natural self cooled and suitable for indoor installation. The reactor starter are available for 50/60 Hz 3 phase 380 to 420 V with tapings at 50%, 65% and 80%. All units are fully tropicalized and can be supplied in ventilated steel enclosures or as non-standard units with alternative rating, tapping and operating voltages as required.

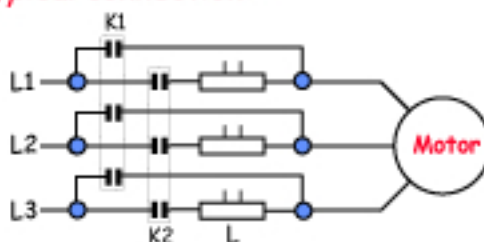
3. Starting characteristics :

- Reducing starting current sharply decreases starting torque.
- Starting current adjustable by reactor taps.
- Torque increase extremely large.
- Maximum torque largest among reduced voltage starters.
- Smooth acceleration.
- Starting time Max. 25 second.

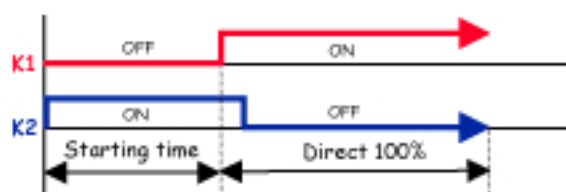
4. Typical applications :

- Suitable for use where wye-delta starting does not provide adequate acceleration.
- Used where cushioned starting is required.
- Pumps, blowers, etc.

5. Typical connection :

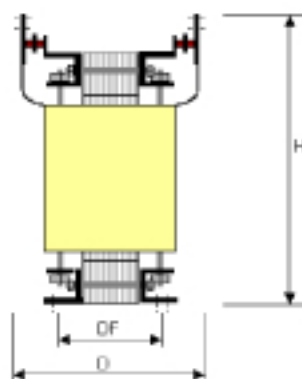
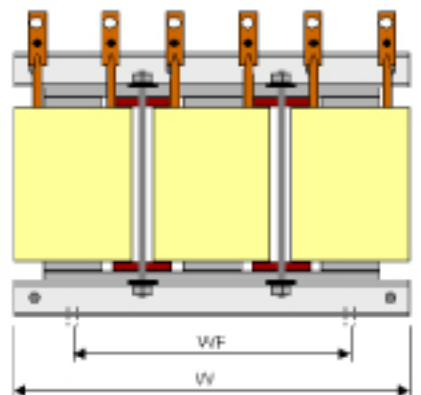


6. Timing diagram (for control circuit) :



Model	Ratings		Dimensions						Weight (kg)
	kW	HP	W	D	H	WF	DF	DO	
RTS-2.2	2.2	3.0	180	105	247	120	82		9
RTS-3.7	3.7	5.0	180	115	247	120	91		12
RTS-5.5	5.5	7.5	240	105	303	160	83		15
RTS-7.5	7.5	10	240	120	310	160	98		18
RTS-11	11	15	240	130	310	160	110		21
RTS-15	15	20	300	125	364	200	103		31
RTS-22	22	30	300	140	372	200	120		38
RTS-30	30	40	360	140	432	240	116		48
RTS-37	37	50	360	145	444	240	125		53
RTS-45	45	60	360	160	431	240	137		61
RTS-51	51	70	420	145	493	280	125		69
RTS-59	59	80	420	155	494	280	134		76
RTS-75	75	100	420	175	491	280	154		92
RTS-90	90	125	430	160	562	270	139		107
RTS-110	110	150	450	185	562	290	165		134
RTS-129	129	175	480	195	585	320	171		145
RTS-147	147	200	510	205	627	330	181		183
RTS-184	184	250	510	210	647	330	184		199
RTS-220	220	300	540	225	668	360	203		228
RTS-257	257	350	600	245	743	400	221		265
RTS-295	295	400	610	235	757	390	218		275
RTS-315	315	430	610	240	757	390	218		326
RTS-355	355	483	620	210	945	380	198		402
RTS-400	400	545	620	220	945	380	198		415
RTS-450	450	612	620	225	945	380	198		431

Drawing



All dimensions are in mm